






Camcorder - Videography Techniques



The CAMCORDER INSTRUCTIONAL Video Series

3CT1 - Shooting Professional Videos With Your Camcorder. Video formats, Planning your shoot, Framing your shots, Using the zoom, Creating various mood effects, Sound, Lighting, Accessories, Video techniques. 50 min. VHS.

3CT2 - The Definitive Guide To Shooting And Editing. Principles of editing, Editing formats, Equipment, Studio environment, Insert and assemble editing, Post production, Audio mixers and captions, Maintenance/hints and tips. 50 min. VHS.



3CT3 - Complete Guide To Filming A Wedding. Preparation •Gaining Permission, Interviews with experts, Keeping ahead of the action, Common mistakes, Editing in camera, Sound, The big day. 50 min. VHS.

3CT4 - How To Shoot The Perfect Home Video. Weddings, Parties, Family events, Days out, Concerts, Christmas, Hints and tips, Titles. 50 min. VHS.

3CT5 - Camcorder Techniques. Composition, Angles, Focal Length, Aperture, Zooms, Pans, Crossing the line, Editing practice, Equipment, Microphones, Lighting and filters, Titles. 50 min. VHS.

\$39.95 each or
All 5 (3CTX) - \$179.95

5 tape bundle (3CT1 - 3CT5)



How To Shoot SUPER VIDEOS series by ADITA Video Inc.

#3AVX - \$239.95, 7 Vol. Bundle
11.5 Hrs. VHS

#3AV1 - \$39.95
Know Your Camcorder and Video Fundamentals
Learn all camcorder features and how to use them effectively. How to make correct buying decisions based on formats and features. Learn video fundamentals including selecting and care of tapes, battery use and maintenance. How to choose a tripod and more. 90 min. VHS.

#3AV2 - \$39.95
How To Shoot Video Like A Pro
Use photo concepts the way the pros do to make super videos. Learn visual basics, focusing tips, and proper composition. Discover how shutter speed and depth of field principals impact on your videomaking. **BONUS:** How to transfer your own home movies, slides and photographs to videotape. 90 min. VHS.


#3AV3 - \$39.95
Camera Moves
Continuity and Combining Shots
Learn how to add variety and interest to your videos by making smooth, proper camera moves including pans, tilts, dollying and zooming. How, When and Why you should zoom. **PLUS** "In-Camera" Editing Techniques and Shooting To Edit. 120 min. VHS.

#3AV4 - \$39.95
Lighting and Sound Techniques
Get great lighting with minimal equipment. Discover how to use the 4 qualities of light; 5 ways to overcome dreaded backlighting problems; Filters add a new dimension. Recording Sound: Why the microphone on your camcorder often gives disappointing results. Inexpensive AlternativeS. Audio dubbing and mixing. 90 min. VHS.

#3AV5 - \$39.95
Basic Editing with Consumer Gear
Learn: Basic equipment hook-ups to start editing with equipment you already own; Proper connections to do simple assemble editing using the "pause" method; Minimize a loss in quality when editing tapes; Develop a sense of timing and pacing when editing. 90 min. VHS.

#3AV6 - \$39.95
Intermediate Editing-Prosumer Gear
Learn what equipment is required to achieve accurate and "clean" looking edits. Learn about "jog/shuttle" VCRs and edit controllers. Discover "Insert Editing" - the way to add new sound tracks to your videos. On screen graphics and samples illustrate techniques. 90 min. VHS.

#3AV7 - \$39.95
Advanced Editing -Professional Gear
Come on a tour of ADITA Video's studio and learn professional editing techniques. Features and benefits of using professional editing equipment. **PLUS:** Inside tips on running a video business, setting rates, marketing, and important money making ideas are revealed. 120 min. VHS.



\$39.95 each



complete IFPO Programs and Catalog
www.ifpo.net

ORDER TOLL FREE 7 days
1-800-654-9557

ORDER FORM
on page **47**